

# Cookie Quantities

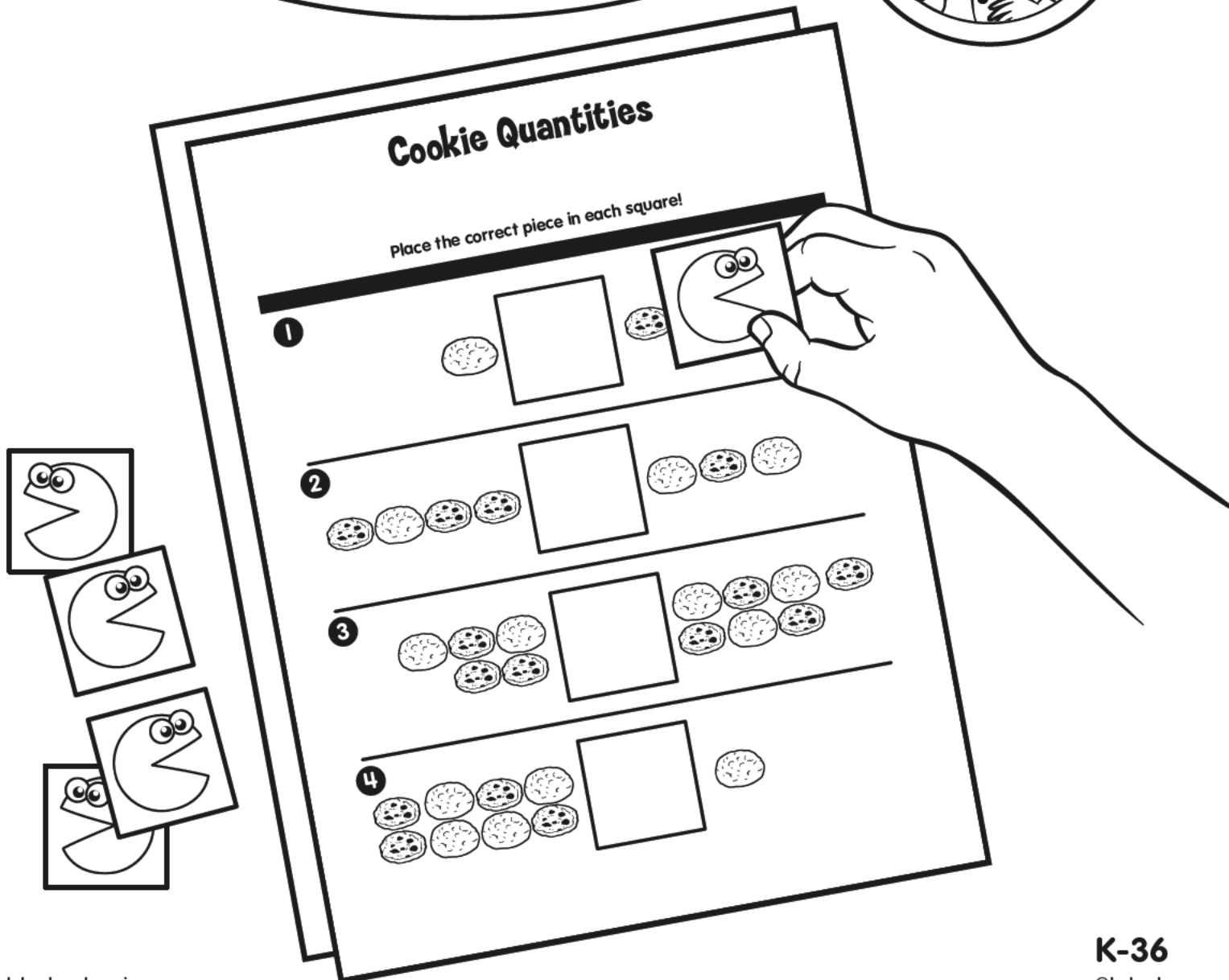

## Comparing Numbers and Quantities

### Instructions:

Help your child cut out the eight hungry monster pieces (four greater-than and four less-than) along the dotted lines. Then invite him or her to solve each problem on the activity mats by placing the correct monster piece between each group of cookies. Explain that the monster should be "eating" the greater quantity of cookies.

### Helpful Hint:


Explain that a group of things is greater than another when it shows a greater quantity. For example, a group of 9 marbles is greater than a group of 6 marbles. Point out that you could also say the group of 6 marbles is a smaller quantity, which means it is less than the group of 9.




# Cookie Quantities

Place the correct piece in each square!

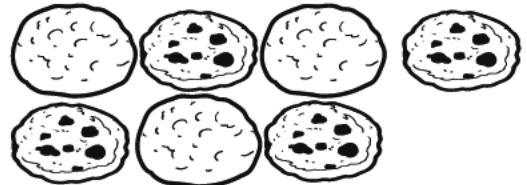


1





2



3




4




# Cookie Quantities

Place the correct piece in each square!


5




6




7




8






# Answer Key


1




2



3



4



5



6



7



8

