

Make a Word

Prefixes and Suffixes

Instructions:

Cut out the prefix spinner along the dotted lines. Use a paper clip as a spinner "arrow." Place the tip of a pencil in the paper clip, spin the paper clip, and use the prefix it lands on to complete one of the words. Each prefix is used only once, so if you land on a prefix you've already used, just spin again!

Helpful Hint:


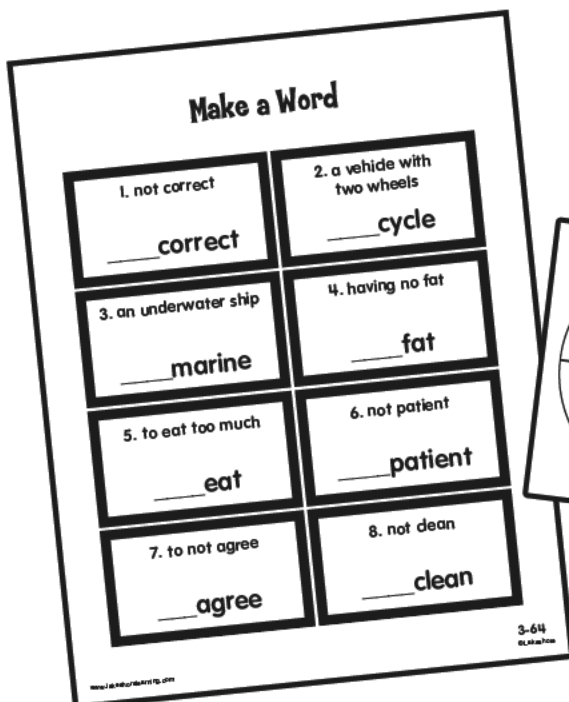
Remember, a **prefix** is group of letters added to the beginning of another word (also called the root word). When added to this other word, the prefix changes the word's meaning!

For example, the prefix **re-** means "again." When **re-** is added to a root word such as "read," the word becomes "reread." The new meaning of the word is "to read again."

When working on the activity, be sure to refer to the prefix key to determine the meaning of each prefix. This will help you match each word to its definition!

Prefix Key:

over-	too much	im-	not
sub-	below or under	non-	not
bi-	two	in-	not
dis-	not	un-	not



Make a Word

1. not correct

_____correct

2. a vehicle with
two wheels

_____cycle

3. an underwater ship

_____marine

4. having no fat

_____fat

5. to eat too much

_____eat

6. not patient

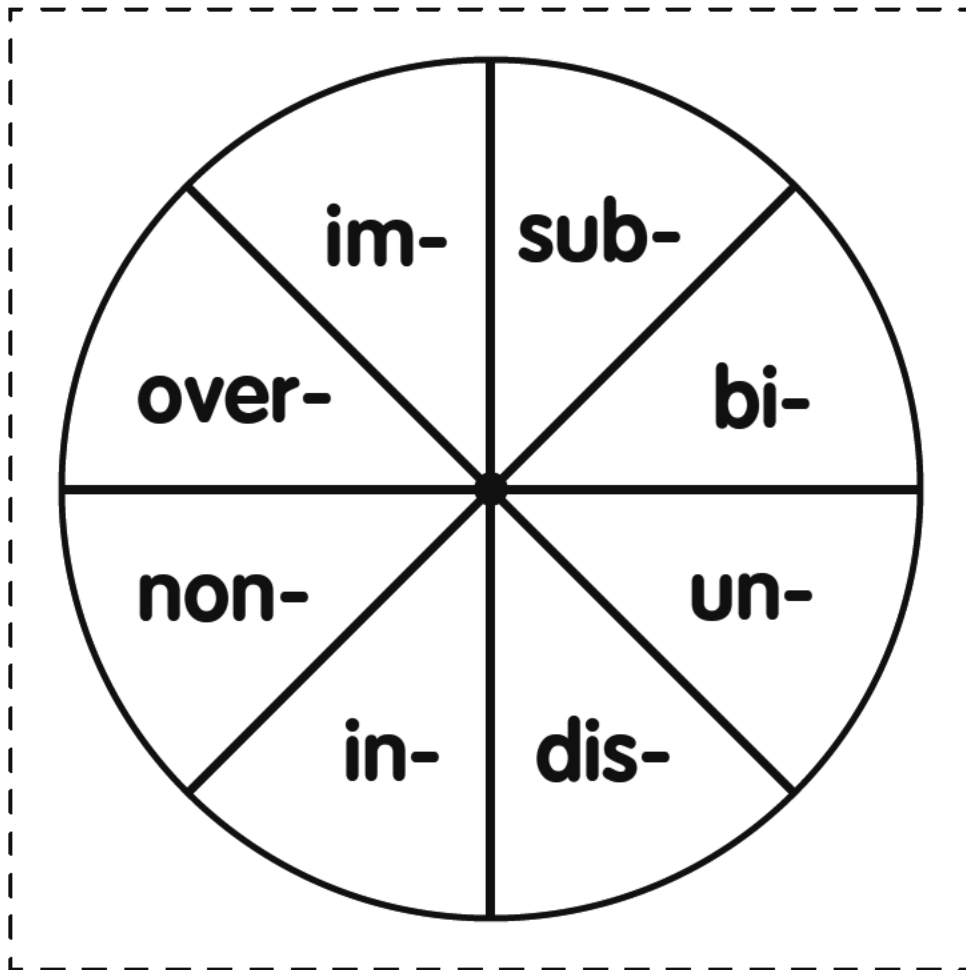
_____patient

7. to not agree

_____agree

8. not clean

_____clean



Answer Key

1. not correct

in correct

2. a vehicle with
two wheels

bi cycle

3. an underwater ship

submarine

4. having no fat

non fat

5. to eat too much

overeat

6. not patient

im patient

7. to not agree

disagree

8. not clean

un clean