

Telling Time Puzzles

Time


Instructions:

Cut out the puzzle pieces along the dotted lines. (There are three pieces per watch puzzle.) Sort the pieces into three piles—pieces that show the time in word form, clock face pieces, and digital time pieces—and lay them faceup on a flat surface. Match up the times to complete all 10 watch puzzles!


Helpful Hint:

When looking at a clock, use the short hand to figure out the hour and the long hand for the minute. Each single minute is represented by a small mark on the clock. Each number on a clock represents five minutes. For example, when the long hand points to the number 3, it is 15 minutes past the hour.






Note: The clock below has the five-minute marks written out for easy reference.



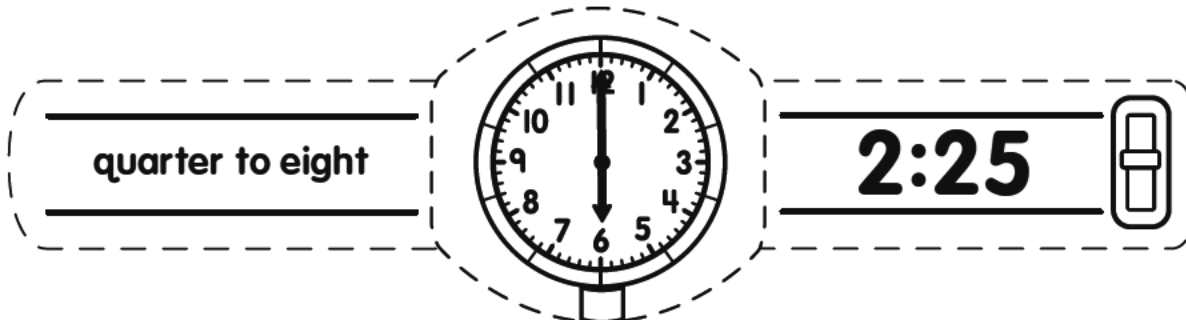




Hour : Minute
12 : 15



Telling Time Puzzles



Telling Time Puzzles



Answer Key

