

Digraph Memory Match

Blends and Digraphs


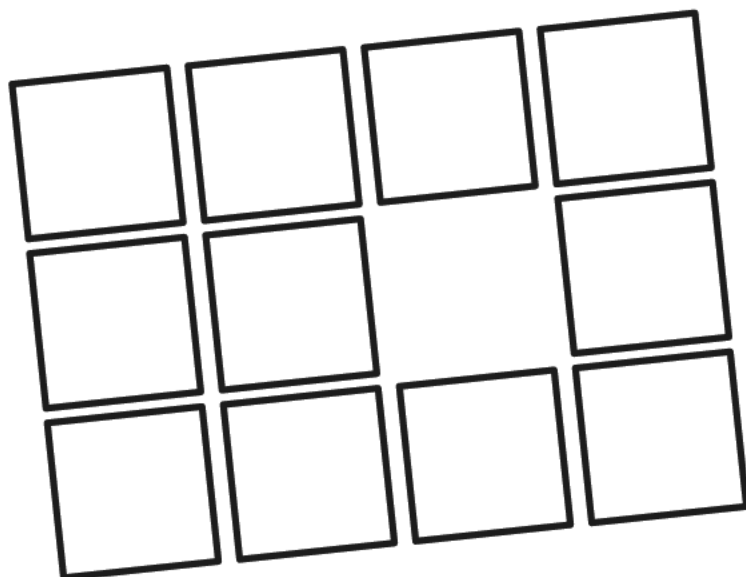
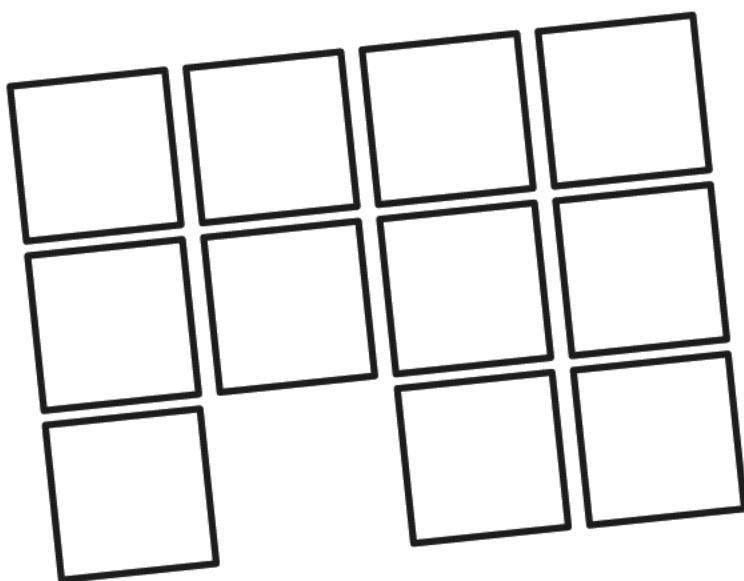
Instructions:

Have your child cut out the digraph and ending cards along the dotted lines. Arrange the cards randomly in two memory-game grids, keeping the two types of cards separate—the digraph cards (the ones with the pictures) in one group and the ending cards in the other. Turn the cards facedown. Ask your child to flip over two cards—one from each group—and try to match up a digraph with a word ending to build the word that matches the picture on the digraph card. If your child finds a match, he or she can keep the cards. If not, your child should flip the cards back over and choose again. Keep playing until your child has found all 12 matches!

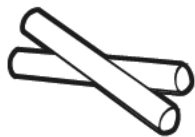
Helpful Hint:

Remind your child that a digraph is a pair of letters that make one sound. The most common consonant digraphs are "ch," "sh," "th," and "wh." Practice saying the sounds these digraphs create with your child.

Then say words that contain each digraph: "cheese," "sharp," "thorn," and "whistle." Can your child identify the digraph in each word? Name more words that contain these digraphs and ask your child to identify them.



alk	erry	ark	icken
ip	ell	ale	umb
eat	oe	eep	ink



ch



ch



sh



ch



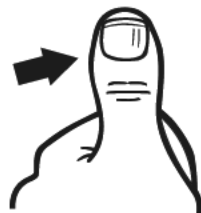
sh



sh



wh




th



wh



sh



sh



th

Answer Key

